



NOTICE

Your Streets Will Be Closed for Maintenance

If weather causes a halt to the project, your streets may be required to be closed at a later date. If this happens, you will find the latest updates on our web page www.pavemap.com

-- We typically treat communities in sections, these sections are shown on the accompanying site map--

Pavecon will be performing street maintenance in your area. This project will help to significantly extend the life of your streets. We ask for your cooperation during this process, we will be applying a protective seal coat to the streets throughout your neighborhoods.

At Pavecon, our goal is to complete this repair as scheduled with minimal inconvenience for residents. We strive for clear communication *before, during, and after* each project. Since asphalt maintenance requires dry, clean, and unobstructed conditions, it is imperative that residents comply with the following instructions:

Where Do I Park My Car?

- While your side of the road is closed, you may park on the street in an area outside of the work zone. No Vehicles will be allowed on the newly treated road surface until the road is reopened. Please do not park within 50 feet of any road worked on.

What if my car is parked on a road that is closed?

- We will begin work at 7:30 am and vehicles will be allowed to exit the area up until 8:30 am. The streets being treated will be closed for 24 hours. If your vehicle is on a street that will be blocked by adjacent surfacing work, it will have to remain until the work is complete. **IF YOUR VEHICLE IS IN THE WORK SECTION AND NOT MOVED, IT WILL BE TOWED AT OWNERS EXPENSE**

What if I drive on the road while closed?

- Please do not attempt to drive on the road while it is closed as this may cause damage to your vehicle and several thousand dollars of damage to the newly treated surface.
- **Should there be any injury or damage to person, vehicles or pavement surface for failure to follow the procedures set forth by Pavecon Ltd. Co., or Torino Villas, the Owner will be responsible for all damages.**

Frequently Asked Questions:

Q: What will we do on trash day?

A: If we are treating your side of the street on your designated pick up day, you can place your receptacle on the opposite side of the street with your neighbors and the truck will only need to make one pass to collect the trash.

Q: How will we get our mail, FEDEX and UPS Packages?

A: There shouldn't be any interruptions with deliveries.

Q: What if I or a family member has a disability and cannot walk from where we are asked to park?

A: If you are disabled please contact the Project Manager, Kalvin Preciado at 806-336-9112, we can make arrangements with our crews to leave half the road in front of your drive way untreated at a time allowing you to access your driveway at all times.

Q: How will this affect any landscaping work?

A: Please contact your lawn care company and make arrangements to have your lawn treated before or after the scheduled work, they will not be able to access your property. Additionally, we ask that sprinkler systems be turned off during this process, water won't allow the material to cure correctly.

Q: How will this affect emergency Vehicles?

A: Emergency vehicles will be able to access any home in the neighborhood 24 hours a day.

Q: What arrangements will there be for School Bus Drop off and Pickup?

A: Only half of the street will be blocked at any given time, only the side of the street will change. Please speak with your children about staying off the seal coat while it is curing.

- **Normal Traffic Patterns and Driving Routes may need to be adjusted** as required for maintenance.
- Pavecon crews will erect barricades and use tape at scheduled Sections denying access to all vehicles.
- We ask that barricades and tape not be moved or crossed while seal coat is drying. Driving over seal coat while curing will result in material sticking to tires and tracking onto driveways or sticking to vehicles.
- Tracked material will be the responsibility of the owner.
- Close windows and doors; the initial asphalt cleaning process can be very dusty.
- If it looks wet or shiny, it isn't dry and should be avoided.
- Please be extra vigilant with children and pets; sealcoat is extremely messy.

Feel free to call the Project Manager with any questions at 806.336.9112 – KALVIN PRECIADO

PAVEMENT REPAIR PLAN




Villas at Oakwell Farms Restripe
3333 Oakwell Ct, San Antonio, TX



SUMMARY OF WORK

THIS MAP IS FOR THE STRIPING OF THE COMMUNITY
VEHICLES WILL NEED TO BE MOVED FROM THE AREA FOR DURATION OF PROJECT

LEGEND

- SECTION 1 
- SECTION 2 
- SECTION 3 
- SECTION 4 